



# ORIEL INSTRUMENTS PHOTOVOLTAIC SELECTION GUIDE



Oriel Instruments, a Newport company, was founded in 1969 and quickly gained a reputation as an innovator in the fields of light sources and optical measurement. Today, the Oriel brand represents excellence in optical devices and instrumentation for a myriad of industries.

Oriel is recognized as a leader in solar simulation and photovoltaic measurement technologies. Any laboratory exploring the effects of solar radiation can benefit from product offerings such as solar simulators which closely simulate hours of solar radiation in a fraction of the time. In addition, researchers in the field of photovoltaic technology can benefit from a wide range of efficiency and performance measurement instruments.

Oriel continues to deliver innovative products and solutions to Newport customers around the world.

## LAMP BASED SOLAR SIMULATORS

|   |   |
|---|---|
| UV Solar Simulators.....                    | 2 |
| Sol3A Class AAA Solar Simulators.....       | 3 |
| Sol2A Class ABA Solar Simulators.....       | 4 |
| Sol1A Class ABB Solar Simulators.....       | 5 |
| Low Cost Compact Solar Simulators.....      | 6 |
| Lamp Based Solar Simulator Accessories..... | 7 |

## LED SOLAR SIMULATORS

|                                     |   |
|-------------------------------------|---|
| Class AAA LED Solar Simulators..... | 8 |
| Class ABA LED Solar Simulators..... | 9 |

## PV IV TEST SOLUTIONS

|                         |    |
|-------------------------|----|
| I-V Reference Cell..... | 10 |
| PVIV Test Station.....  | 11 |

## QUANTUM EFFICIENCY MEASUREMENT SOLUTIONS

|                          |    |
|--------------------------|----|
| QuantX and IQE-200B..... | 12 |
| QuantX Software.....     | 13 |

## CERTIFIED PV SAMPLE TESTING SERVICES..... 14

## TECHNICAL LITERATURE..... 15

## WORLDWIDE SALES AND SERVICE..... 16

## UV SOLAR SIMULATORS

- Patented optical design
- CTFASA / COLIPA / JCIA / CTFA / FDA / ISO compliant
- Independent third party lab certified for compliance
- Variable output (10 - 100%) of maximum available solar constants
- 5% uniformity of irradiance over the entire work plan
- Designed specifically for photo-biology applications

The Sol-UV family of solar simulators is designed for demanding applications in photobiology. All Sol-UV simulators incorporate a patented design which provides UV light output with irradiance non-uniformity better than 5% over the entire sampling area. Output power can be varied from 10 - 100% of the maximum available solar constants using the unique integrated attenuating device. All Oriel Sol-UV simulators use a black, non-reflective finish to minimize stray light, and safety interlocks prevent inadvertent exposure to UV light. Proprietary filters are applied to a Xenon lamp to meet all critical performance parameters.



The Sol-UV product line offers cost-effective systems designed for both laboratory and production environments. The rugged design incorporates Newport optical and mechanical expertise.

## SPECIFICATIONS


| Model                               | SOL-UV-2  | SOL-UV-4                        | SOL-UV-6                        |
|-------------------------------------|---|---------------------------------|---------------------------------|
| Simulator Type                      | UV Solar Simulator  | UV Solar Simulator              | UV Solar Simulator              |
| Beam Size                           | 2 x 2 inches (51 x 51 mm)   | 4 x 4 inches (101.6 x 101.6 mm) | 6 x 6 inches (152.4 x 152.4 mm) |
| Typical Power Output                | 8 solar constants   | 6 solar constants               | 4 solar constants               |
| Lamp Power Rating                   | 1000 W  | 1000 W                          | 1600 W                          |
| Working Distance                    | 4.0 ± 0.5 inches  | 4.0 ± 0.5 inches                | 6.0 ± 0.5 inches                |
| Spectral Match Classification       | FDA CFR Part 201.327, ISO 24444:2019(e), Intl SPF Test Method (CTFASA/COLIPA/JCIA/CTFA) |                                 |                                 |
| Uniformity Classification           | <5% non-uniformity  | <5% non-uniformity              | <5% non-uniformity              |
| Temporal Instability Classification | <2% over 24 hours   | <2% over 24 hours               | <2% over 24 hours               |
| Collimation Angle                   | (half angle) <±4°   | (half angle) <±4°               | (half angle) <±3°               |
| Power Requirements                  | 95-264 VAC/15A<br>50 - 60 Hz  | 95-264 VAC/15A<br>50 - 60 Hz    | 190-264 VAC/12A<br>50 - 60 Hz   |
| Line Regulation                     | 0.01%   | 0.01%                           | 0.01%                           |
| Lamp Type                           | Xenon   | Xenon                           | Xenon                           |

In keeping with our commitment to continuing improvement, Oriel reserves the right to change specifications without notice or liability for such changes. For full specifications, please consult the product brochure.

Contact us toll free at 1-800-714-5393 or 1-203-377-8282 (international)

# SOL3A CLASS AAA SOLAR SIMULATORS

- Output beam sizes 2 x 2", 4 x 4", 6 x 6", 8 x 8", and 12 x 12"
- Factory certified Class AAA CW systems
- Calibration certificate validating Class AAA performance for all three standards: IEC, ASTM, and JIS
- Highly reliable instruments specifically designed for 24/7 production environments
- Integrated variable attenuator allows for output from 0.1 to 1.0 suns
- Easy lamp replacement
- Non-reflective black finish reduces stray light
- Temperature sensors and interlocks ensure operator safety



All Sol3A simulators are certified to IEC 60904-9 Edition 2 (2007), JIS 8904-9 (2017), and ASTM E927-10 (2015) standards for Spectral Match, Non-Uniformity of Irradiance, and Temporal Instability of Irradiance. Sol3A simulators use a single lamp design to meet all three performance criteria without compromising the 1 sun output power, providing true Class AAA performance. A partial sun attenuating device allows easy variation of the output from 0.1 - 1.0 suns with the simple turn of a knob. The design incorporates captive screws for all panels requiring user access which facilitates lamp replacements, alignment, and filter changes. A black, non-reflective finish minimizes stray light, and safety interlocks prevent inadvertent exposure. The rugged design incorporates Newport optical and mechanical expertise.

## SPECIFICATIONS

| Model                     | 94023A   | 94043A                                       | 94063A                                       | 94083A                                       | 94123A                                       |
|---------------------------|--|--|--|--|--|
| Illuminated Area          | 2" x 2"<br>(51 mm x 51 mm)                               | 4" x 4"<br>(102 mm x 102 mm)                 | 6" x 6"<br>(152 mm x 152 mm)                 | 8" x 8"<br>(203 mm x 203 mm)                 | 12" x 12"<br>(305 mm x 305 mm)               |
| Collimation Angle         | (half angle) $< \pm 4^\circ$                             | (half angle) $< \pm 4^\circ$                 | (half angle) $< \pm 3^\circ$                 | (half angle) $< \pm 2^\circ$                 | (half angle) $< \pm 1^\circ$                 |
| Maximum Power Output      | 100 mW/cm <sup>2</sup><br>(1 sun) $\pm 10\%$             | 100 mW/cm <sup>2</sup><br>(1 sun) $\pm 10\%$ | 100 mW/cm <sup>2</sup><br>(1 sun) $\pm 10\%$ | 100 mW/cm <sup>2</sup><br>(1 sun) $\pm 10\%$ | 100 mW/cm <sup>2</sup><br>(1 sun) $\pm 10\%$ |
| Uniformity Classification | A - IEC 60904-9 2007, JIS 8904-9 2017, ASTM E927-10 2015 |  |  |  |  |
| Temporal Instability      | A - IEC 60904-9 2007, JIS 8904-9 2017, ASTM E927-10 2015 |  |  |  |  |
| Spectral Match            | A - IEC 60904-9 2007, JIS 8904-9 2017, ASTM E927-10 2015 |  |  |  |  |
| Working Distance          | 12 $\pm 0.5$ inches                                      | 6 $\pm 0.5$ inches                           | 7 $\pm 0.5$ inches                           | 15 $\pm 0.5$ inches                          | 12 $\pm 0.5$ inches                          |
| Lamp Power Rating         | 450 W  | 450 W  | 1000 W                                       | 1600 W                                       | 1600 W                                       |
| Power Requirements        | 95 - 264 VAC/15A<br>50 - 60 Hz                           | 95 - 264 VAC/15A<br>50 - 60 Hz               | 95 - 264 VAC/15A<br>50 - 60 Hz               | 190 - 264 VAC/12A<br>50 - 60 Hz              | 190 - 264 VAC/12A<br>50 - 60 Hz              |
| Line Regulation           | 0.01%  | 0.01%  | 0.01%  | 0.01%  | 0.01%  |

In keeping with our commitment to continuing improvement, Oriel reserves the right to change specifications without notice or liability for such changes. For full specifications, please consult the product brochure.



## SOL2A CLASS ABA SOLAR SIMULATORS

- Complete line of Class ABA products from 2" x 2" to 8" x 8" output beam size
- Factory certified CW systems per ICE 60904-9 2007 Edition, JIS 8904-9, and ASTM E927-10
- Long-lived, highly reliable instruments designed specifically for laboratory and production environments
- Temperature sensors and interlocks ensure operator safety
- Convenient user features simplify operation

Certified to IEC 60904-9 2007 Edition, JIS 8904-9 (2017), and ASTM E927-10 (2015) standards, the large area Sol2A simulators use a Xenon lamp and proprietary filter to meet Class ABA performance parameters without compromising a 1 Sun output power. A Class ABA system should be considered for applications less demanding of spatial uniformity. Class ABA systems retain the highest spectral match and temporal performance (Class A), as defined by the most recent standards from the IEC, JIS, and ASTM.

Sol2A simulators deliver a cost effective solar simulator while maintaining the trusted Oriel brand and Newport global support.



## SPECIFICATIONS

| Model                     | 94022A   | 94042A  | 94062A  | 94082A  |
|---------------------------|--|---|---|---|
| Illuminated Area          | 2" x 2"<br>(51 mm x 51 mm)                               | 4" x 4"<br>(102 mm x 102 mm)                      | 6" x 6"<br>(152 mm x 152 mm)                      | 8" x 8"<br>(203 mm x 203 mm)                      |
| Collimation Angle         | <±6°   | <4°   | <3°   | <2°   |
| Typical Power Output      | 100 mW/cm <sup>2</sup> (1 sun)<br>±10% adjustable        | 100 mW/cm <sup>2</sup> (1 sun)<br>±10% adjustable | 100 mW/cm <sup>2</sup> (1 sun)<br>±10% adjustable | 100 mW/cm <sup>2</sup> (1 sun)<br>±10% adjustable |
| Uniformity Classification | B - IEC 60904-9 2007, JIS 8904-9 2017, ASTM E927-10 2015 |   |   |   |
| Temporal Instability      | A - IEC 60904-9 2007, JIS 8904-9 2017, ASTM E927-10 2015 |   |   |   |
| Spectral Match            | A - IEC 60904-9 2007, JIS 8904-9 2017, ASTM E927-10 2015 |   |   |   |
| Working Distance          | 2 ±0.5 inches  | 6 ±0.5 inches                                     | 7 ±0.5 inches                                     | 15 ±0.5 inches                                    |
| Lamp Power Rating         | 150 W  | 450 W   | 1000 W  | 1600 W  |
| Power Requirements        | 95 - 264 VAC/15A<br>50 - 60 Hz                           | 95 - 264 VAC/15A<br>50 - 60 Hz                    | 95 - 264 VAC/15A<br>50 - 60 Hz                    | 190 - 264 VAC/12A<br>50 - 60 Hz                   |
| Line Regulation           | 0.01%  | 0.01%   | 0.01%   | 0.01%   |

In keeping with our commitment to continuing improvement, Oriel reserves the right to change specifications without notice or liability for such changes. For full specifications, please consult the product brochure.

Contact us toll free at 1-800-714-5393 or 1-203-377-8282 (international)

# SOL1A CLASS ABB SOLAR SIMULATORS

- Complete line of Class ABB products from 2" x 2" to 8" x 8" output beam sizes
- Factory certified CW systems per IEC 60904-9 2007 Edition, JIS 8904-9, and ASTM E927-10
- Long-lived, highly reliable instruments designed for both laboratory and production environments
- Temperature sensors and interlocks ensure operator safety
- Convenient user features simplify operation

Certified to IEC 60904-9 2007 Edition, JIS 8904-9 (2017), and ASTM E927-10 (2015) standards, the large area Sol1A simulators use a Xenon lamp and proprietary filter to meet Class ABB performance parameters without compromising a 1 Sun output power. A Class ABB system should be considered for applications less demanding of spatial uniformity and temporal stability. Class ABB systems retain the highest spectral match performance (Class A), as defined by the most recent standards from the IEC, JIS, and ASTM.

Sol1A simulators deliver a cost effective solar simulator while maintaining the trusted Oriel brand and Newport global support.




## SPECIFICATIONS

| Model                     | 94021A   | 94041A  | 94061A  | 94081A  |
|---------------------------|--|---|---|---|
| Illuminated Area          | 2" x 2"<br>(51 mm x 51 mm)                               | 4" x 4"<br>(102 mm x 102 mm)                      | 6" x 6"<br>(152 mm x 152 mm)                      | 8" x 8"<br>(203 mm x 203 mm)                      |
| Collimation Angle         | <6°  | <4°   | <3°   | <2°   |
| Typical Power Output      | 100 mW/cm <sup>2</sup> (1 sun)<br>±10% adjustable        | 100 mW/cm <sup>2</sup> (1 sun)<br>±10% adjustable | 100 mW/cm <sup>2</sup> (1 sun)<br>±10% adjustable | 100 mW/cm <sup>2</sup> (1 sun)<br>±10% adjustable |
| Uniformity Classification | B - IEC 60904-9 2007, JIS 8904-9 2017, ASTM E927-10 2015 |   |   |   |
| Temporal Instability      | B - IEC 60904-9 2007, JIS 8904-9 2017, ASTM E927-10 2015 |   |   |   |
| Spectral Match            | A - IEC 60904-9 2007, JIS 8904-9 2017, ASTM E927-10 2015 |   |   |   |
| Working Distance          | 2 ±0.5 inches  | 6 ±0.5 inches                                     | 7 ±0.5 inches                                     | 15 ±0.5 inches                                    |
| Lamp Power Rating         | 150 W  | 450 W   | 1000 W  | 1600 W  |
| Power Requirements        | 95 - 264 VAC/15A<br>50 - 60 Hz                           | 95 - 264 VAC/15A<br>50 - 60 Hz                    | 95 - 264 VAC/15A<br>50 - 60 Hz                    | 190 - 264 VAC/12A<br>50 - 60 Hz                   |
| Line Regulation           | 0.01%  | 0.01%   | 0.01%   | 0.01%   |

In keeping with our commitment to continuing improvement, Oriel reserves the right to change specifications without notice or liability for such changes. For full specifications, please consult the product brochure.

## LOW COST COMPACT SOLAR SIMULATORS

- Low cost alternative for PV cell research requiring small area illumination
- Ideal for teaching laboratories
- Standards compliant to current ASTM and IEC for AM 1.5G operation at 1.0 sun output
- Compact design - integrated power supply, igniter, homogenizer, and lamp housing
- Variable attenuator allows partial sun irradiance
- Simple, "drop in" lamp assembly requires no lamp alignment
- Integrated 2" filter folder



The LCS-100 Series solar simulators are intended for researchers requiring the performance of a certified system over a small area of illumination. With an area of 1.5" x 1.5", the simulators meet Class ABB as defined by the ASTM and IEC standards. An AM 1.5G filter is included and a selection of other air mass filters are available as options.

This model is designed for simplicity and economy. The electronics are integrated into the lamp housing and are factory preset to operate the lamp at proper current and voltage settings, resulting in a simple, two-step operation: system power and lamp ignition. The system does not require high voltage cables, optimized power supply settings, or optical alignment. In addition, the system employs a 100W Xenon lamp with an integrated reflector so replacement lamp assemblies simply drop into place with no lamp adjustment required.

## SPECIFICATIONS

### General

|                               |   |
|-------------------------------|---|
| Beam Size                     | 1.5 x 1.5 inches (38 x 38 mm)             |
| Spectral Match Classification | A - IEC 60904-9 2007, ASTM E927-10 (2015) |
| Beam Non-Uniformity           | B - IEC 60904-9 2007, ASTM E927-10 (2015) |
| Temporal Instability          | B - IEC 60904-9 2007, ASTM E927-10 (2015) |
| Collimation Angle             | <6°, half angle                           |
| Working Distance              | 7.0 +/- 1.0 inches                        |
| Lamp Power Rating             | 100 W Xenon                               |
| Lamp Life                     | 1000 hours                                |
| Input Power                   | 100 - 240 VAC, 50/60 Hz, 130W             |

### Shutter Options

|                   |   |
|-------------------|---|
| 94011A LCS-100    | Solar Simulator, Manual Shutter Only                  |
| 94011A-ES LCS-100 | Solar Simulator, Manual and Electronic Safety Shutter |

In keeping with our commitment to continuing improvement, Oriel reserves the right to change specifications without notice or liability for such changes. For full specifications, please consult the product brochure.

### Accessories

### Description

|          |  |
|----------|--|
| 6252     | Replacement 100 W Xenon Lamp Assembly  |
| SA2-12   | Solid Aluminum Optical Breadboard, 12 x 24 inches, 1/4 - 20 holes on 1 inch grid |
| M-SA2-12 | Solid Aluminum Optical Breadboard, 300 x 600 mm, M6 holes on 25mm grid           |

Contact us toll free at 1-800-714-5393 or 1-203-377-8282 (international)

## LAMP BASED SOLAR SIMULATOR ACCESSORIES

---

### SOL-UV SIMULATOR REPLACEMENT LAMPS, FILTERS, AND ACCESSORIES

---

| Part Number     | Description                                |
|-----------------|--|
| 6272            | 1000 Watt Xenon Short Arc Lamp, Ozone Free |
| 62726           | 1600 Watt Xenon, Ozone Free Arc Lamp       |
| 81050           | UVB and UVC Blocking Filter                |
| 81051           | UVC Blocking Filter                        |
| Sol-UV-A-F      | UVA I Filter Sol-UV >320nm                 |
| Sol-UV-A1-F     | UVA I Filter Sol-UV >340nm                 |
| Sol-UV-A-LONG-F | UVA II Filter Sol-UV >360nm                |

### SOL1A, 2A, and 3A SIMULATOR REPLACEMENT LAMPS

---

| Part Number | Description                                |
|-------------|--|
| 6255        | 150 Watt Xenon, Ozone Free                 |
| 6279NS      | 450 Watt Xenon Short Arc Lamp, Ozone Free  |
| 6280NS      | 450 Watt Xenon Short Arc Lamp, Ozone Free  |
| 6272        | 1000 Watt Xenon Short Arc Lamp, Ozone Free |
| 62726       | 1600 Watt Xenon, Ozone Free Arc Lamp       |

### AIR MASS FILTERS

---


| Part Number | Filter Type   | Compatible Systems   | Function   |
|-------------|---------------|----------------------|--|
| 81311       | AM 0          | All Class 1A, 2A, 3A | Corrects the output of a Xenon lamp to match the solar spectrum found outside the Earth's atmosphere   |
| 81011-LCS   | AM 0          | LCS-100              | Corrects the output of a Xenon lamp to match the solar spectrum found outside the Earth's atmosphere   |
| 81388       | AM 1.5 Global | All Class 1A, 2A, 3A | Matches the total (direct and diffuse) spectrum when the sun is at a zenith angle of 48.2° (ASTM E892) |
| 81088A-LCS  | AM 1.5 Global | LCS-100              | Matches the total (direct and diffuse) spectrum when the sun is at a zenith angle of 48.2° (ASTM E892) |
| 81389       | AM Direct     | All Class 1A, 2A, 3A | Simulates the solar spectrum at ground level when the sun is directly overhead                         |
| 81389-LCS   | AM Direct     | LCS-100              | Simulates the solar spectrum at ground level when the sun is directly overhead                         |



# VERASOL-2 CLASS AAA LED SOLAR SIMULATOR

- Output beam sizes 2" x 2"
- Factory certified IEC, ASTM, JIS AAA rated; CE certified
- Variable output adjustment from 0 to 1.0 sun
- Fast turn on time, < 100 ms - no shutter required
- User settable spectral control through 19 individual spectral bands
- 10,000 hour LED lifetime - no bulb replacement required
- Flexible mounting orientation

Oriel Instruments proudly offers the first in a series of innovative LED-based solar simulator designs. The VeraSol-2 includes the LSS-7120 controller and the revolutionary LSH-7520 LED source head. The system provides a variable output from 0.1 sun to 1.0 sun over a 2" x 2" illumination area. The LSH-7520 is certified AAA rated to IEC 60904-9, JIS-8904-9, and ASTM E927-10 for Spectral Match, Non-Uniformity of Irradiance, and Temporal Stability. Each LED simulator is rigorously tested for all aspects of the standards to ensure compliance. The innovative design independently drives multiple LEDs at nineteen individual wavelength bands, from 400 nm to 1100 nm, to ensure a spectral match. The independent control of each LED allows for custom tuning of the output to the specific requirements of a test.



## SPECIFICATIONS

### LSH-7520 Light Source

|                           |  |
|---------------------------|--|
| Illumination Area         | 2 x 2 inches (51 x 51 mm)                                |
| Total Power Output        | 100 mW / cm <sup>2</sup> (1.0 sun)                       |
| Uniformity Classification | A - IEC 60904-9 2007, JIS 8904-9 2017, ASTM E927-10 2015 |
| Temporal Stability        | A - IEC 60904-9 2007, JIS 8904-9 2017, ASTM E927-10 2015 |
| Spectral Match            | A - IEC 60904-9 2007, JIS 8904-9 2017, ASTM E927-10 2015 |
| Source Orientation        | 0°, 90° (with adapter), 180°                             |
| Weight (head only)        | 38.0 lbs. (17.2 kg.)                                     |
| Working Plane Distance    | 8 inches (203.2 mm)                                      |
| Height Adjustment         | 8.9 - 14.1 inches (226 - 358 mm)                         |


### LSS-7120 LED Solar Simulator Controller

|                                 |  |
|---------------------------------|--|
| TTL Turn On/Off Transition Time | 100 ms   |
| Independent Band Control        | 6 Bands (400-500 nm, 500-600 nm, 600-700 nm, 700-800 nm, 800-900 nm, 900-1100 nm)  |
| Variable Output Control         | 0.1 to 1.0 sun   |
| Auxiliary Functions             | 10 user settable presets, user settable output calibration, LED fault detection, 19 LED wavelength bands - programmable settings |
| I/O Connectors                  | USB 2.0 (B-type); DB-60; LSH interconnect port   |
| Power Requirements              | 100 - 240 VAC, 50 - 60 Hz, 300W  |
| Size                            | 4.0 x 8.5 x 14.0 inches (102 x 216 x 356 mm)   |
| Weight                          | 10.8 lbs. (4.9 kg.)  |
| Operating Temperature Range     | 20°C to 30°C   |
| Storage Temperature Range       | -40°C to 70°C  |
| Humidity                        | <85%, relative, non-condensing   |
| Compliance                      | CE   |

Contact us toll free at 1-800-714-5393 or 1-203-377-8282 (international)

# LOW COST CLASS ABA LED SOLAR SIMULATORS

- Compact, simple design ideal for teaching laboratories
- Output beam sizes 2" x 2"
- Factory certified IEC, JIS ABA rated; CE certified
- Variable output adjustment from 0 to 1.0 sun
- Fast turn on time, < 100 ms - no shutter required
- 10,000 hour LED lifetime - no bulb replacement required
- Flexible mounting orientation
- USB intensity control and calibration self-check
- Trigger-in on / off control



The compact and easy to use LSH-7320 incorporates the benefits of LED technology in a value-priced, flexible solar simulator. The completely independent head includes all controls, LEDs and optics allowing researchers flexible mounting and orientation options. External remote on/off triggering and long lamp life make remote mounting practical and bring LED technology to applications requiring only ABA ratings. Unlike typical lamp based solar simulators, LED based solar simulators have lamp lifetimes that can exceed 10,000 hours and do not require a long warm up time. Shuttering can be accomplished by simply turning the output on and off; no mechanical shutter is required. Careful attention to the design and the use of solid state LEDs allows the LSH-7320 to be oriented in any position to suit a myriad of applications.

## SPECIFICATIONS


\* Breadboard not included

|                                  |  |
|----------------------------------|--|
| Illumination Area                | 2 x 2 inches (51 x 51 mm)  |
| Total Power Output               | 110 mW / cm <sup>2</sup> (1.1 sun)   |
| Variable Output Control          | 0.1 to 1.1 sun   |
| Wavelength Range                 | 400 - 1100 nm  |
| Temporal Stability               | A - IEC 60904-9 2007, JIS 8904-9 2017  |
| Uniformity Classification        | B - IEC 60904-9 2007, JIS 8904-9 2017  |
| Spectral Match                   | A - IEC 60904-9 2007, JIS 8904-9 2017  |
| Working Plane Adjustment         | 12 inches (305 mm)   |
| Alignment                        | Laser diode based optical alignment  |
| Z Axis Head Adjustment from Base | 7.5 - 17.75 inches (190 - 450 mm)  |
| Head Rotation                    | 0° - 360°  |
| Remote Interface                 | USB 2.0 (B-Type) or BNC TTL for ON / OFF   |
| TTL Turn On/Off Transition Time  | 10 ms  |
| Weight (head on assembly stand)  | 9.3 lbs. (4.2 kg.)   |
| Stand                            | 9.0 lbs. (4.1 kg.)   |
| Power Supply                     | 1.8 lbs. (0.8 kg.)   |
| Size (on assembly stand)         | 15.25 - 25.5 inches (387 - 648 mm) H x 7.25 inches (184 mm) W x 14.0 inches (362 mm) D |
| Operating Temperature Range      | 5°C to 40°C  |
| Storage Temperature Range        | -40°C to 70°C  |
| Humidity                         | <85%, relative, non-condensing   |
| Compliance                       | CE, RoHS   |
| Power Requirements               | 100 - 240 VAC, 47 - 63 Hz, 2.8A max  |

## I-V REFERENCE CELL

- Reference solar cell and meter
- Reads calibrated sun irradiance and temperature
- Easily integrated with Oriel PVIV test station
- IEC and ISO compliant, NREL and SI traceable

The Oriel Reference Cell is an integral part of solar simulator calibration and solar cell I-V characterization. The primary purpose of the reference cell is to enable testing of photovoltaic cells under standard test conditions. It consists of a digital meter and a 2 x 2 cm calibrated solar cell constructed of monocrystalline silicon. The cell is also equipped with a thermocouple assembled in accordance with the IEC 60904-2 standard. In addition to a digital read-out, the meter includes two BNC connectors which enable analog output of the sun and irradiance values.



Each reference cell is provided with a certificate which is accredited by A2LA to the ISO 17025 standard and is traceable both to the National Renewable Energy Laboratory (NREL) and to the International System of Units (SI). It reads solar simulator irradiance in Sun units, where one sun is equal to 1000 W/m<sup>2</sup> at 25°C and Air Mass 1.5 Global reference.

## SPECIFICATIONS

### General

|                       |  |
|-----------------------|--|
| Dimensions (Cell)     | 2.8" W x 0.6" H x 3.5" D (92 mm x 70 mm x 16 mm)   |
| Dimensions (Meter)    | 5.9" W x 3.8" H x 7.0" D (151 mm x 95 mm x 178 mm) |
| Weight                | 4 lbs. (1.8 kg.)                                   |
| Operating Temperature | 10°C - 40°C  |
| Operating Humidity    | 0 - 90% RH non-condensing                          |

### Irradiance Readout

|                         |   |
|-------------------------|---|
| Range                   | 0 - 3.500 Sun   |
| Resolution              | 0.0001 Sun @ 0 - 1.9500 Sun (low display range)<br>0.001 Sun @ 1.900 - 3.500 Sun (high display range) |
| Temperature Coefficient | ±150 ppm / °C Max   |
| Settling Time           | <1 second for <0.25% (=6τ)  |
| Sampling Rate           | 3 readings / second   |
| Autoranging             | Switches to higher display range above 1.950 Sun; lower range below 1.900 Sun                         |

### Part Number

### Description


|           |  |
|-----------|--|
| 91150-KG5 | Calibrated reference cell and meter, KG5 window    |
| 91150V    | Calibrated reference cell and meter, Quartz window |

Contact us toll free at 1-800-714-5393 or 1-203-377-8282 (international)

## PVIV TEST STATION

- Complete I-V measurement solutions for photovoltaic cells
- Works with all Oriel solar simulators
- Easily integrated with Oriel solar simulators in the field
- Easy to use LabVIEW™ based I-V characterization software

The PVIV Test Station provides reliable, accurate I-V measurements for a myriad of photovoltaic cell configurations. PV samples are researched that encompass a wide range of efficiencies and sizes. To address this, the PVIV systems are designed to incorporate an appropriate source / meter, cabling, interface, and measurement software into separate models to accommodate 1 amp, 3 amps, 5 amps, or 10 amps of current generated by the device. The PVIV 2.1 software operates with all configurations to perform I-V measurements and calculate critical parameters, such as:



- Short circuit current ( $I_{sc}$ )
- Current density ( $J_{sc}$ )
- Open circuit voltage ( $V_{oc}$ )
- Fill factor (ff)
- Maximum output power ( $P_{max}$ )
- Cell efficiency

## SPECIFICATIONS

| Model                  | PVIV-1A   | PVIV-3A    | PVIV-5A    | PVIV-10A    |
|------------------------|---|------------|------------|-------------|
| Electrical Interface   | 4-Wire  | 4-Wire     | 4-Wire     | 4-Wire      |
| Voltage Range          | $\pm 200$ V   | $\pm 60$ V | $\pm 40$ V | $\pm 2.5$ V |
| Software               | LabVIEW® based application  |            |            |             |
| Measurements Performed | $V_{oc}$ , $I_{sc}$ , $J_{sc}$ , $V_{max}$ , $I_{max}$ , $P_{max}$ , efficiency, fill factor, $R_{sc}$ , $R_{oc}$ , $R_{shunt}$ |            |            |             |

In keeping with our commitment to continuing improvement, Oriel reserves the right to change specifications without notice or liability for such changes. For full specifications, please consult the product brochure.

| Part Number | Description              |
|-------------|--------------------------|
| PVIV-1A     | I-V Test Station, 1 amp  |
| PVIV-3A     | I-V Test Station, 3 amp  |
| PVIV-5A     | I-V Test Station, 5 amp  |
| PVIV-10A    | I-V Test Station, 10 amp |

### Accessories

|                   |   |
|-------------------|---|
| PVIV-PROBE-KIT    | Magnetic Electrical Probe Kit with X-Y micro control                              |
| PROBE-TIP-RPL     | Replacement Tungsten Probe Tips; package of five (5)                              |
| PVIV-TC-VAC       | Cell Holder with Temperature Control and Vacuum Positions for 2 x 2 through 6 x 6 |
| PVIV-VAC-CHUCK    | Height Adjustable Basic Cell Holder, Vacuum Plate, 2 x 2 through 6 x 6            |
| PVIV-VAC-PUMP     | PVIV Vacuum Pump, Oil Free, Cool Air Output, 110 VAC                              |
| PVIV-VAC-PUMP-220 | PVIV Vacuum Pump, Oil Free, Cool Air Output, 220 VAC                              |
| PVIV-CHILLER      | Circulating Water Bath Chiller for Temperature Control of PVIV-TC-VAC             |

## QUANTUM EFFICIENCY MEASUREMENT SOLUTIONS

- Complete, turn-key PV efficiency measurement solution
- Robust, compact design; small footprint of 0.85 m x 0.39 m to minimize lab space
- Simultaneous IQE, EQE, and spectral response measurements
- Integrated beam chopper with virtual digital lock-in amplifier capable of 4 Hz for high signal-to-noise
- Achromatic optics; maintains spot size throughout the entire spectral range
- User-friendly, icon based software interface for simple calibration and IQE measurements
- Sturdy 3-axis (Z, tip, tilt) optical mounting for precise alignment and stability
- Integrated vacuum chuck with thermistor for simple cell staging



The QuantX and IQE-200B Series Quantum Efficiency Measurement Solutions leverage Newport's expertise in optical design, spectroscopy, precision motion control, and electronics technologies. These proficiencies have been focused into a complete, sophisticated measurement system for Quantum Efficiency (EQE and IQE). The solution empowers researchers to measure Internal Quantum Efficiency (IQE) and quantify External Quantum Efficiency (EQE), also known as Incident Photon to Charge Carrier Efficiency (IPCE), for any photovoltaic device. Employing industry leading, durable components for optical performance, Newport's QE instruments are preconfigured, assembled, and calibrated at the factory. The product is a turn-key solution which includes all necessary components.

## SPECIFICATIONS

| Model                                      | IQE-200B                               | QuantX-300                             |
|--|--|--|
| Light Source                               | 100W Xenon lamp                        | 100W Xenon lamp                        |
| Spot Size                                  | 0.80 x 1.0 mm rectangular at focus     | 1.1 mm x 1.2 mm at focus               |
| Working Distance                           | 74 ± 1 mm                              | 85 ± 1 mm                              |
| Wavelength Range                           | 320 - 1100 nm                          | 320 - 1800 nm                          |
| Spectral Bandwidth of Monochromator Output | 5 nm minimum                           | 5 nm minimum                           |
| Wavelength Accuracy                        | ±0.5 nm                                | ±0.5 nm                                |
| Monochromator Filters                      | Automated, 5-position filter wheel     | Automated, 5-position filter wheel     |
| Detectors                                  | Silicon detector                       | Patented Si/Ge bounce detector         |
| Chopper Frequency                          | 4 - 100 Hz, 0.1 Hz resolution          | 4 - 100 Hz, 0.1 Hz resolution          |
| Voltage Bias                               | -10 to +10 V @ 0.5A, 0.1 V resolution  | -10 to +10 V @ 0.5A, 0.1 V resolution  |
| QE Calibration Test Cell                   | Included                               | Included                               |
| Reflectance Calibration Standards          | Included                               | Included                               |
| Computer                                   | Included; Dell Latitude (recent model) | Included; Dell Latitude (recent model) |

### Electrical / Mechanical

|                               |  |  |
|-------------------------------|--|--|
| Input Voltage                 | 100 - 115 VAC, 3A; 220 - 240 VAC, 1.5A | 100 - 115 VAC, 3A; 220 - 240 VAC, 1.5A |
| Input Frequency               | 48 - 66 Hz                             | 48 - 66 Hz                             |
| Ambient Operation Temperature | 23 ± 5°C operating                     | 23 ± 5°C lab environment               |
| Humidity                      | <85% relative humidity, non-condensing | <85% relative humidity, non-condensing |
| Weight                        | 70 lbs. (32 kg.)                       | 70 lbs. (32 kg.)                       |
| Dimensions (W x D x H)        | 33.4 x 14.6 x 21.1 inches              | 33.4 x 14.6 x 21.1 inches              |

Contact us toll free at 1-800-714-5393 or 1-203-377-8282 (international)



# WHAT ARE QE AND IPCE?

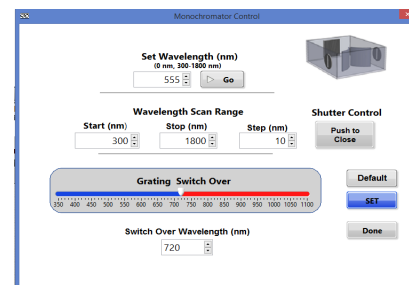
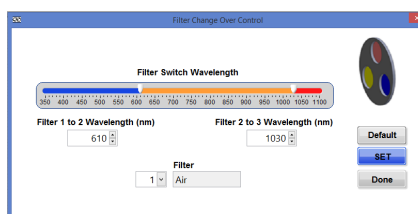
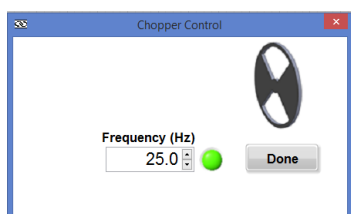
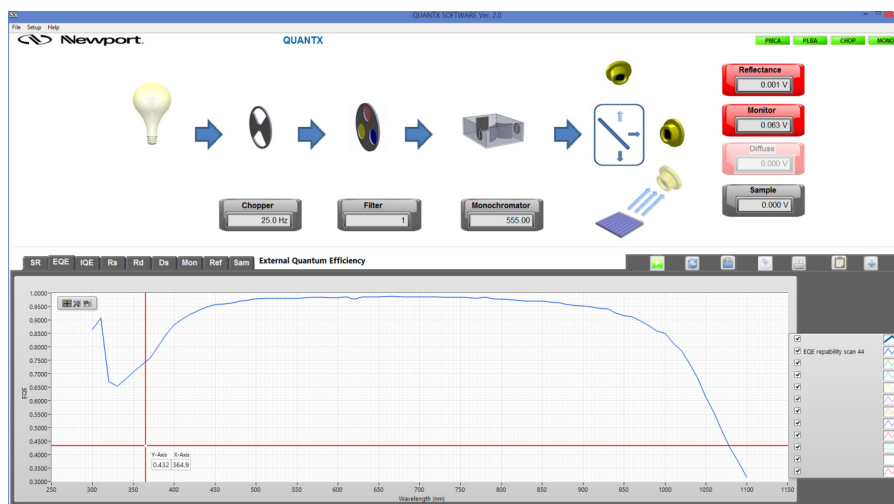
Quantum Efficiency (QE) and Incident Photo to Charge Carrier Efficiency (IPCE) indicates the ratio of the number of generated charge carriers to the number of photons incident on a solar cell. Quantum efficiency is a measure of external efficiency, while IQE considers the internal efficiency; that is, the photons reflected back from the surface of the cell are not considered.

The EQE/IQE measurements are critical especially during the materials research and cell design stage because it is of great importance for a device to have an optimal spectral response at the point at which the spectral component of the sunlight is abundant. The system is built by an industry leader in light sources and spectroscopy, so you can rely on our expertise to ensure accuracy of the measurement.

The key to accurately measure the QE/IPCE of a solar cell is to quantify the intensity of monochromatic light incident to the device under test and how much current is generated. We use a turnkey solution that allows one button data acquisition and control of all hardware.

# QUANTX QE MEASUREMENT SOFTWARE

The acquisition and controls software for these QE solutions is pre-installed on a laptop computer which is included with the measurement system. The software uses an intuitive, icon based graphical interface to provide instrument controls, configuration, and data acquisition. EQE and IQE curves are calculated and plotted as a function of wavelength in a single scan without the need to reposition the detectors or sample, optimizing measurement accuracy and repeatability. There is also an integrated, software-controlled sample voltage bias feature, which allows users to adjust from -10 to +10V.



## PHOTOVOLTAIC LABORATORY AND SAMPLE CELL TESTING

- Accredited by the American Association for Laboratory Accreditation (A2LA) to ISO / IEC 17025
- PV cell electrical performance measured under simulated sunlight according to ASTM standard E948
- PV cell spectral responsivity measurements measured according to ASTM standard E1021
- All measurements are traceable to the International System of Units (SI)

Newport Corporation is proud to house and manage one of the few commercial photovoltaic and calibration test laboratories in the world. The PV test lab uses state of the art equipment, including the Oriel Class AAA 8" x 8" Sol3A solar simulator and Oriel quantum efficiency systems.

All measurements are performed under standard reporting conditions (SRC) with a temperature of 25°C, a total irradiance of 1 sun (1000 W/m<sup>2</sup>), and spectral irradiance AM 1.5G (IEC 60904-3).

Upon completion of testing, an ISO / IEC 17025 accredited calibration certificate is provided. Certificate includes:

- Measured total area of the device
- EQE and IV curves for the device
- Irradiance spectrum of the solar simulator used
- Spectral response of the reference detector used
- Expanded uncertainties
- Electrical performance parameters of the device: Short Circuit Current ( $I_{sc}$ ), Open Circuit Voltage ( $V_{oc}$ ), Current at Max Power ( $I_{max}$ ), Voltage at Max Power ( $V_{max}$ ), Max Power ( $P_{max}$ ), Spectral Correction (M), Fill Factor (FF), and Efficiency ( $\eta$ ).

The PV test lab welcomes requests for prototype PV device performance measurement or PV reference cell calibrations.



Contact us toll free at 1-800-714-5393 or 1-203-377-8282 (international)

Oriel photovoltaic products are well documented, and a wide variety of technical literature exists. Thorough manuals and technical brochures exist for every product. In addition, several Application and Technical notes can be accessed on the Newport website, [www.newport.com/oriel](http://www.newport.com/oriel), or by contacting a Newport representative. The literature is designed to answer technical questions or to explain the variety of applications for which the products have provided solutions.

### EXCERPT FROM APPLICATION NOTE 56: COMPARISONS OF IV CURVES BETWEEN XENON LAMP-BASED AND LED-BASED SOLAR SIMULATORS

INTRODUCTION: Photovoltaic (PV) devices have an essential role in global renewable energy production. Photovoltaic technology can be classified into three types of PV cells:

1. Wafer-based crystalline silicon,
2. Thin filament amorphous silicon, cadmium telluride, or copper indium gallium selenide, and
3. A new generation of organic PV cells (not covered in this application note) (Gangopadhyay et al. (2013))

Currently, PV research is rapidly advancing and diversifying to improve PV cell efficiency, material, and cost. Simultaneously, researchers continue to investigate new and better instrumentation for PV cell characterization. Advancements in LED technology are providing novel test and measurement equipment to aid research in new PV cells. The new AAA VeraSol from Oriel Instruments is an LED-based solar simulator which offers numerous advantages over previous, lamp-based AAA solar simulators. With an equivalent spectral match, irradiance uniformity, and temporal stability, the VeraSol has a filter-free, variable intensity output from 0 to 1 sun. The LEDs are electrically gated and can be turned on or off in less than 100ms without requiring a mechanical shutter for PV IV characterization. The user is granted custom spectral control over the entire AM1.5G spectrum. Functionally, the LEDs have inherently longer lamp lifetime, consume less power, and require less mechanical cooling, which further simplified the instrument. The lack of additional radiant heat also helps prevent artifacts associated with heating of the PV cells under test. In general, as compared to lamp-based technology, the VeraSol offers a more diverse and equally reliable solar illumination source to characterize and test PV cells.

This application note compares the IV sweep results of a Xenon lamp-based solar simulator to the LED-based Oriel VeraSol solar simulator. In the first section, the spectral outputs of the two simulators are considered.

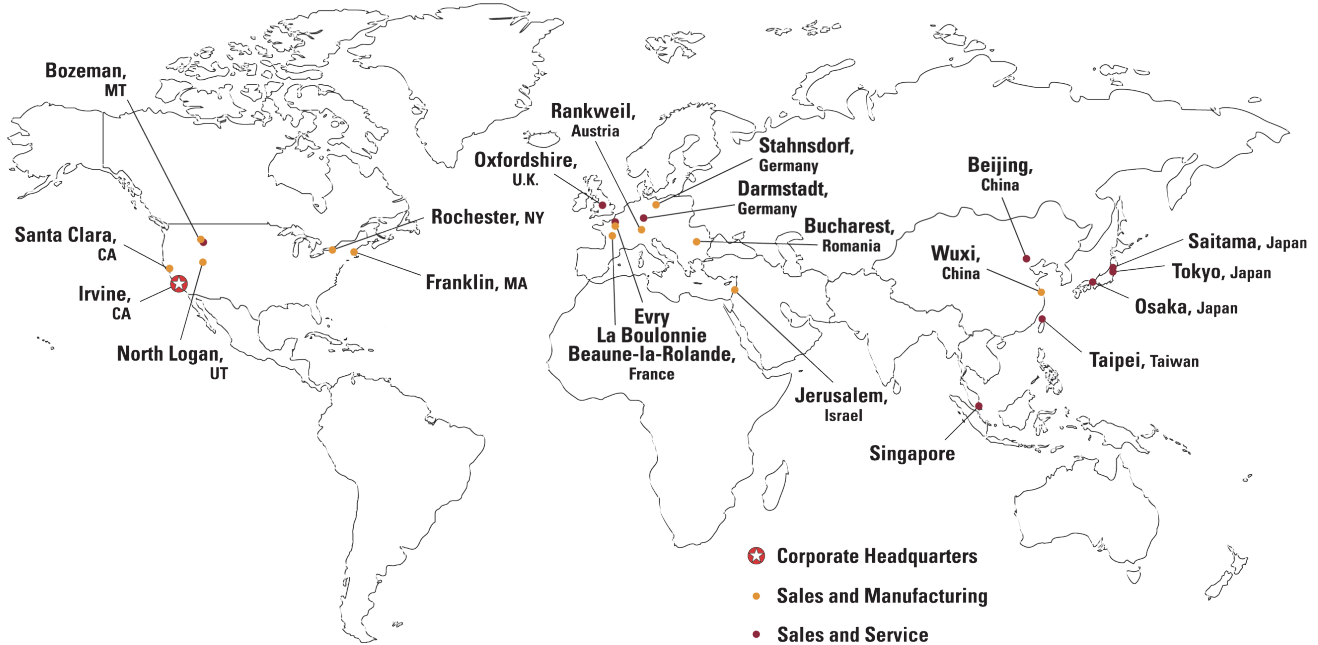
In the second section, the IV response is compared for a series of PV cells:

- Monocrystalline Silicon
- Polycrystalline Silicon
- Thin Film Amorphous Silicon
- Thin Film Copper Indium Gallium Selenide

Fundamental parameters which characterize an IV curve were generated with Oriel PVIV software: Short Circuit Current ( $I_{sc}$ ), Open Circuit Voltage ( $V_{oc}$ ), Fill Factor (FF), and Efficiency ( $\eta$ ).

## WORLDWIDE SALES AND SERVICE

Newport Corporation sales and service sites are strategically located around the globe to offer the fastest, most efficient service and support in the industry. Along with direct sales and service, several dedicated and knowledgeable distributors service locations beyond direct reach. Please visit [www.newport.com](http://www.newport.com) or contact a Newport representative to learn more.



### Newport Corporation Corporate Headquarters

Irvine, CA, United States  
P: (877) 835-9620  
P: (949) 863-3144  
[service@newport.com](mailto:service@newport.com)

### Newport / ILX Lightwave

Bozeman, MT, United States  
P: (800) 459-9459  
P: (406) 556-2481  
[sales@ilxlightwave.com](mailto:sales@ilxlightwave.com)

### Newport / Oriel Instruments

Bozeman, MT, United States  
P: (800) 222-6440  
P: (949) 253-1727  
[oriel.sales@newport.com](mailto:oriel.sales@newport.com)

### Newport Corporation

Franklin, MA, United States  
P: (508) 528-4411

### Optical Filters and Replicated Mirrors

Micro-Controle Spectra-Physics S.A.  
Evry Cedex, France  
P: +33 1 60 91 68 68

### Micro-Controle Spectra-Physics S.A.

Beaune la Rolande, France  
P: +33 238 40 50 00

### Micro-Controle Spectra-Physics S.A.

Brigueuil, France  
P: +33 545 71 50 50

### Newport Spectra Physics GmbH

Darmstadt, Germany  
P: +49 (0) 6151 708 0

### Newport Spectra Physics BV

Utrecht, Netherlands  
P: +31 30 659 21 11

### Newport Spectra Physics Ltd.

Didcot, Oxfordshire, UK  
P: +44 (0) 1235 432 710

### Newport Taiwan

Taipei City, Taiwan  
P: 886 2 2508 4977

### Newport Opto-Electronics Technologies (Wuxi) Co., Ltd.

Jiangsu, China  
Toll Free: 400 799 8000  
P: +86 510 8113 2999

Contact us toll free at 1-800-714-5393 or 1-203-377-8282 (international)

**WHY MKS?**

**CRITICAL TECHNOLOGIES**

World-class technology and development capabilities for leading-edge processes



**PROVEN PARTNER**

Recognized leader delivering innovative, reliable solutions for our customers' most complex problems



**OPERATIONAL EXCELLENCE**

Consistent execution across all aspects of our business



**COMPREHENSIVE PORTFOLIO**

Largest breadth of product and service solutions for the markets we serve



**Newport Corporation**  
 31950 Frontage Road  
 Bozeman, MT 59715  
 800-459-9459 toll-free  
 +1 406-556-2481 international  
 +1 406-586-9405 fax  
 sales@ilxlightwave.com  
 www.newport.com/ilxlightwave

**MKS Pressure & Vacuum Measurement Solutions**  
 Six Shattuck Road  
 Andover, MA 01810  
 +1 978-645-5500

**MKS Corporate Headquarters**  
 2 Tech Drive, Suite 201  
 Andover, MA 01810  
 +1 978-645-5500  
 +1 800-227-8766 (in USA)

**Newport** is a brand within the MKS Instruments Light & Motion division. The Newport product portfolio consists of a full range of solutions including precision motion control, optical tables and vibration isolation systems, photonic instruments, optics and opto-mechanical components. Our innovative Newport solutions leverage core expertise in vibration isolation and sub-micron positioning systems and opto-mechanical and photonics subsystems, to enhance our customers' capabilities and productivity in the semiconductor, industrial technologies, life and health sciences, research and defense markets.

For further information please visit [www.newport.com](http://www.newport.com)

2021 PL72 Oriel Selection Guide\_06/21, © 2021 MKS Instruments, Inc. Specifications are subject to change without notice. MKS products provided subject to the US Export Regulations. Diversion or transfer contrary to US law is prohibited. mksinst™ is a trademark of MKS Instruments, Inc., Andover, MA. Swagelok® and VCR® are registered trademarks of Swagelok Marketing Co., Solon, OH. Viton® is a registered trademark of E.I. DuPont, Wilmington, DE.